

# ROUND METAL CEILING LOUDSPEAKERS



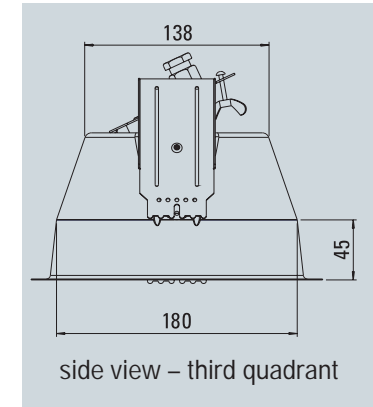
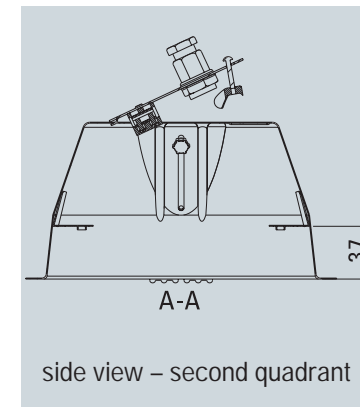
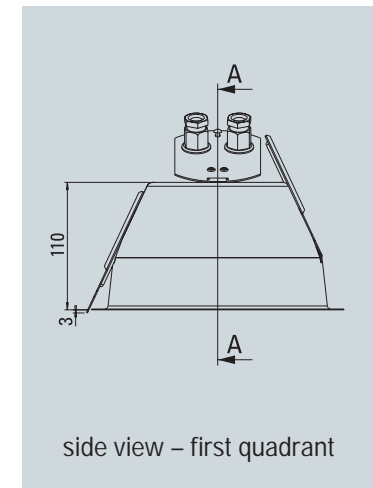
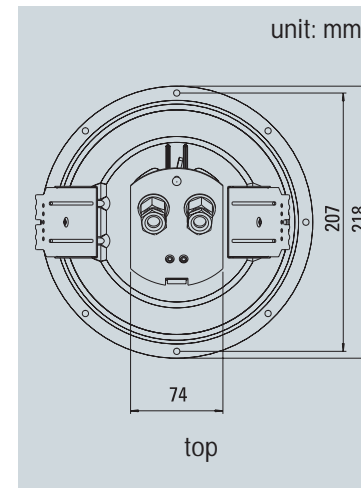
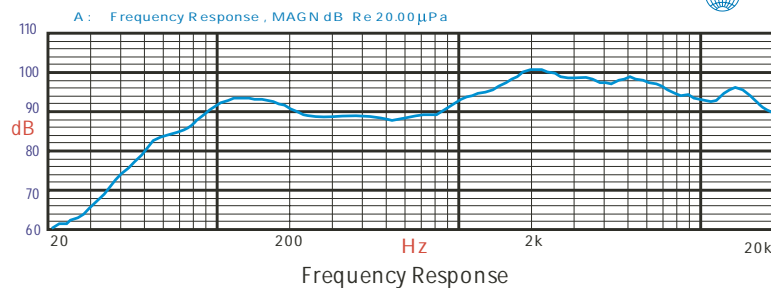
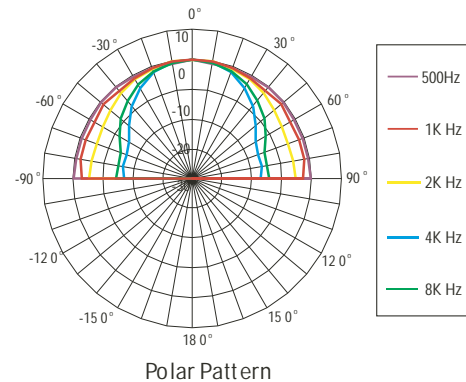
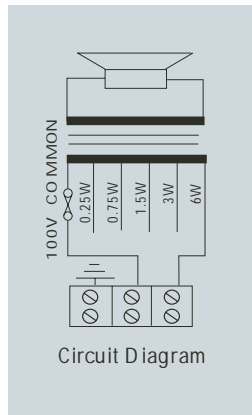
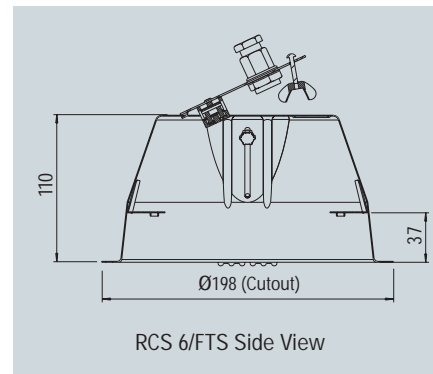
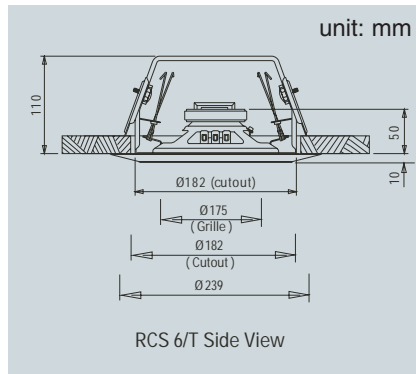
## • RCS6/T • RCS6/FTS

### Technical Specifications

Rated power, Watts	6
Tappings 100 volt line, Watts	6/3/1.5/0.75/0.25
Transformer Impedance, Ohms, 100V	1.67k/3.33k/6.66k/13.3k/39.9k
Tappings 70.7 volt line, Watts	3/1.5/0.75/0.375/0.125
Driver impedance, Ohms	8
Effective frequency range, Hz (BS6840)	85 – 18,500
S.P.L. @ 1m, 1 watt, dB, Test Signal Bandwidth 100Hz-10 kHz	92
S.P.L. @ Full power Octave Bandwidth, dB	100
Acoustic Power (dB-PWL@1 watt) 1 k/2kHz, dB	88 /90
Dispersion at 1k/2kHz, Degrees	RCS6/T: 180/180 RCS6/FTS: 180/180
Directivity Axial Q factor, 1 k/2kHz	RCS6/T: 2.1/7.1 RCS6/FTS: 2.1/6.5
Dimensions, diameter, mm	Ø239
Net weight, Kgs	RCS6/T: 1.10, RCS6/FTS: 1.90
Colour/Finish	White RAL9016
Material	Steel
Mounting	Torsion springs
Cut-out, mm	RCS6/T: Ø182 RCS6/FTS: Ø198

RCS6/FTS is BS5839 Part 8 voice alarm compliant

# RCS6/T RCS6/FTS



## • PEN5017 Firedome

This patented fire dome has been designed for ease of installation offering 1st and 2nd fit. The unique removable top plate on the dome comes complete with ceramic termination that enables the installer to make all cable connections on a flat plate rather than inside the frugal space offered on a standard fire dome. Once the cabling has been completed the supply line can be checked for continuity/earth faults without damaging the loudspeaker. The ceiling loudspeaker can be connected in the knowledge that the cables are sound.



### Penton UK Ltd

Unit 2, Teville Industrials, Dominion Way, Worthing, West Sussex BN14 8NW England

Tel: +44 (0)1903 215315 Fax: +44 (0)1903 215415

E-Mail: sales@pentonuk.co.uk Website: www.penton.org