

ROUND METAL CEILING LOUDSPEAKERS



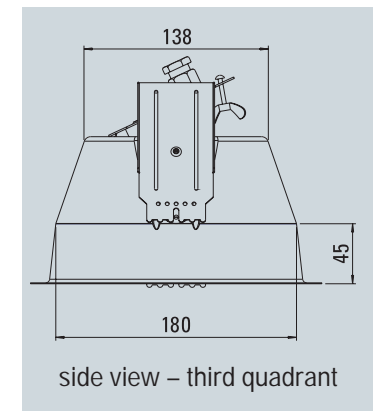
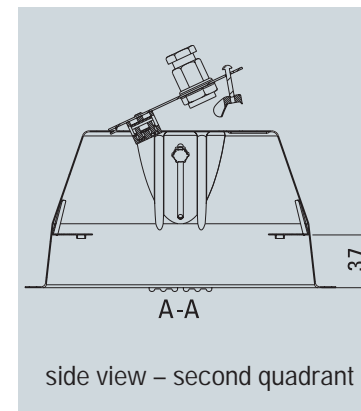
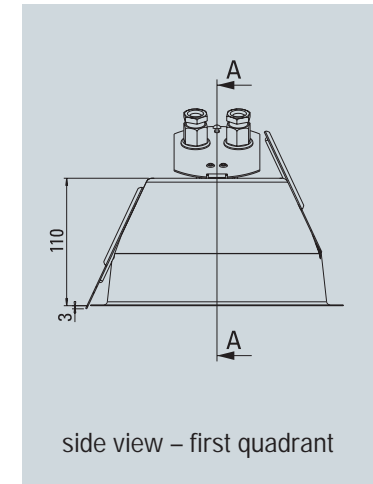
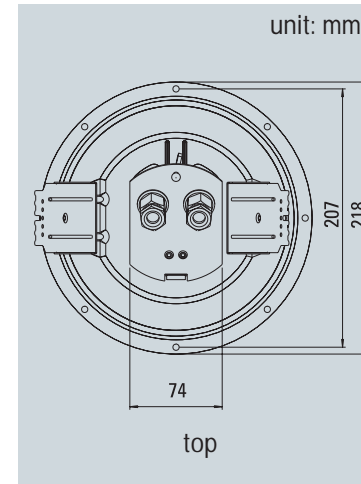
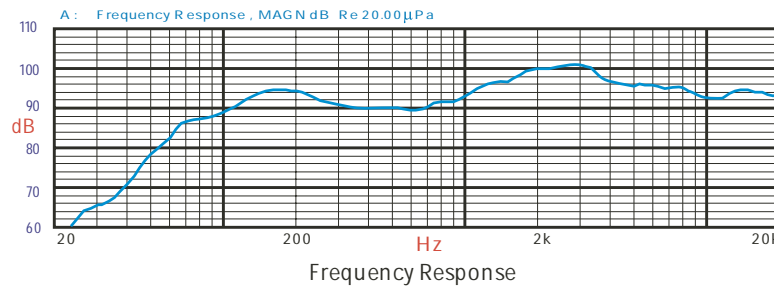
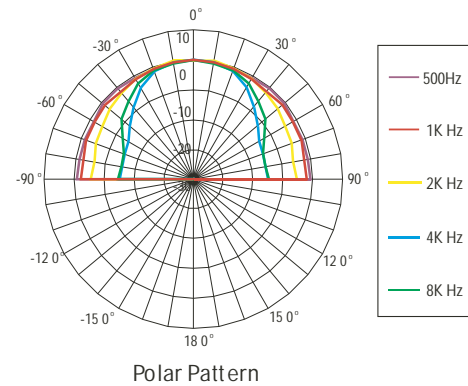
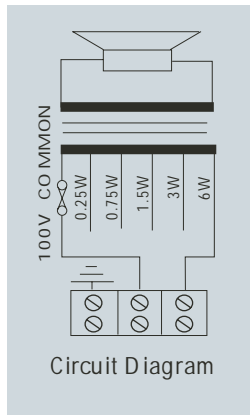
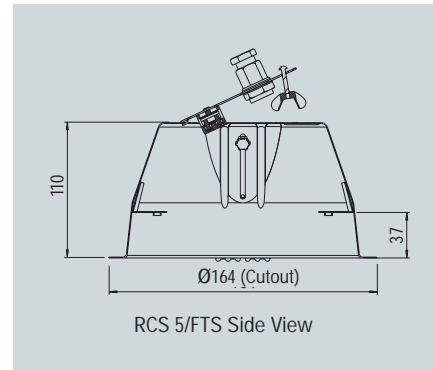
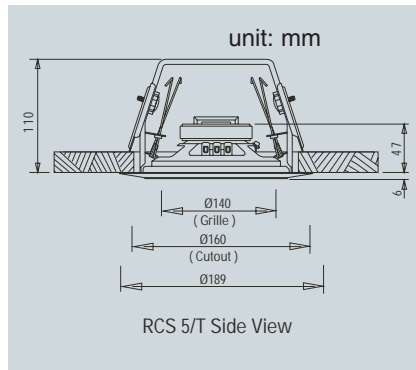
• RCS5/T • RCS5/FTS

Technical Specifications

Rated power, Watts	6
Tappings 100 volt line, Watts	6/3/1.5/0.75/0.25
Transformer Impedance, Ohms, 100V	1.67k/3.33k/6.66k/13.3k/39.9k
Tappings 70.7 volt line, Watts	3/1.5/0.75/0.375/0.125
Driver impedance, Ohms	8
Effective frequency range, Hz (BS6840)	100–17,500
S.P.L. @ 1m, 1 watt, dB, Test Signal Bandwidth 100Hz-10 kHz	91
S.P.L. @ Full power Octave Bandwidth, dB	99
Acoustic Power (dB-PWL@1 watt) 1 k/2kHz, dB	81 / 84
Dispersion at 1k/2k Hz, Degrees	RCS5/T: 180/ 160 RCS5/FTS: 180/120
Directivity Axial Q factor, 1k/2kHz	RCS5/T: 2.3/4.6 RCS5/FTS: 1.9/6.6
Dimensions, diameter, mm	Ø189
Net weight, Kgs	RCS5/T: 1.0, RCS5/FTS: 1.5
Colour/Finish	White RAL9016
Material	Steel
Mounting	Torsion springs
Cut-out, mm	RCS5/T: Ø160 RCS5/FTS: Ø164

RCS5/FTS is BS5839 Part 8 voice alarm compliant

RCS5/T RCS5/FTS



• PEN5017 Firedome

This patented fire dome has been designed for ease of installation offering 1st and 2nd fit. The unique removable top plate on the dome comes complete with ceramic termination that enables the installer to make all cable connections on a flat plate rather than inside the frugal space offered on a standard fire dome. Once the cabling has been completed the supply line can be checked for continuity/earth faults without damaging the loudspeaker. The ceiling loudspeaker can be connected in the knowledge that the cables are sound.

* excluding cable grommets



Penton UK Ltd

Unit 2, Teville Industrials, Dominion Way, Worthing, West Sussex BN14 8NW England

Tel: +44 (0)1903 215315 Fax: +44 (0)1903 215415

E-Mail: sales@pentonuk.co.uk Website: www.penton.org